

PHYS 1444 – Section 501

Lecture #3

Wednesday, Jan. 25, 2006

Dr. Jaehoon Yu

- Chapter 21
 - The Electric Field & Field Lines
 - Electric Fields and Conductors
 - Motion of a Charged Particle in an Electric Field
 - Electric Dipoles
- Chapter 22
 - Gauss' Law
 - Electric flux

Today's homework is #2, due 7pm, Thursday, Feb. 2!!

Wednesday, Jan. 25, 2006



PHYS 1444-501, Spring 2006
Dr. Jaehoon Yu

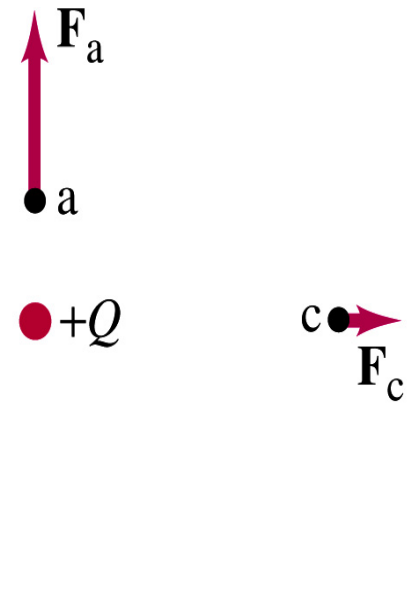
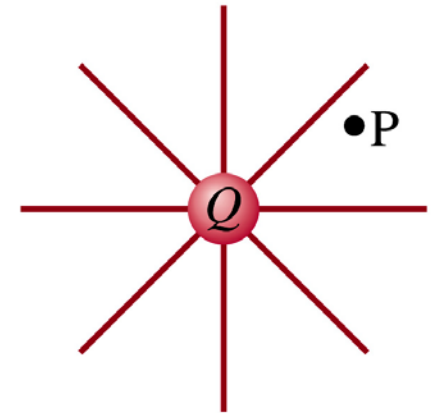
Announcements

- Your five extra credit points for e-mail subscription is till midnight tonight. Please take a full advantage of the opportunity.
 - Nineteen of you have subscribed so far. Thank you!!!
- 26 of you have registered in the homework system.
 - Fantastic job!!
 - Seven of the registered, though, forgot to submit the homework. Remember, the due is 7pm tomorrow.
- Reading assignment: CH21 – 11
- Quiz next Monday



The Electric Field

- Both gravitational and electric forces act over a distance without touching objects → What kind of forces are these?
 - Field forces
- Michael Faraday developed an idea of field.
 - Faraday argued that the electric field extends outward from every charge and permeates through all of space.
- Field by a charge or a group of charges can be inspected by placing a small test charge in the vicinity and measuring the force on it.



The Electric Field

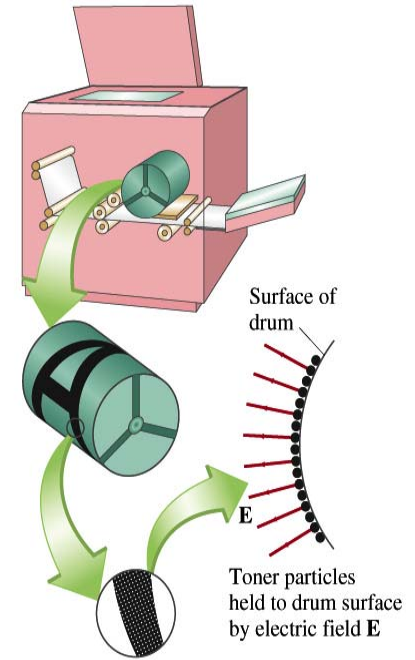
- The electric field at any point in space is defined as the force exerted on a tiny positive test charge divide by magnitude of the test charge
$$\vec{E} = \frac{\vec{F}}{q}$$
 - Electric force per unit charge
- What kind of quantity is the electric field?
 - Vector quantity. Why?
- What is the unit of the electric field?
 - N/C
- What is the magnitude of the electric field at a distance r from a single point charge Q ?

$$E = \frac{F}{q} = \frac{kQq/r^2}{q} = \frac{kQ}{r^2} = \frac{1}{4\pi\epsilon_0} \frac{Q}{r^2}$$



Example 21 – 5

- Electrostatic copier.** An electrostatic copier works by selectively arranging positive charges (in a pattern to be copied) on the surface of a nonconducting drum, then gently sprinkling negatively charged dry toner (ink) onto the drum. The toner particles temporarily stick to the pattern on the drum and are later transferred to paper and “melted” to produce the copy. Suppose each toner particle has a mass of $9.0 \times 10^{-16} \text{ kg}$ and carries the average of 20 extra electrons to provide an electric charge. Assuming that the electric force on a toner particle must exceed twice its weight in order to ensure sufficient attraction, compute the required electric field strength near the surface of the drum.



The electric force must be the same as twice the gravitational force on the toner particle.

So we can write $F_e = qE = 2F_g = 2mg$

Thus, the magnitude of the electric field is

$$E = \frac{2mg}{q} = \frac{2 \cdot (9.0 \times 10^{-16} \text{ kg}) \cdot (9.8 \text{ m/s}^2)}{20(1.6 \times 10^{-19} \text{ C})} = 5.5 \times 10^3 \text{ N/C}.$$

Direction of the Electric Field

- If there are more than one charge, the individual fields due to each charge are added vectorially to obtain the total field at any point.

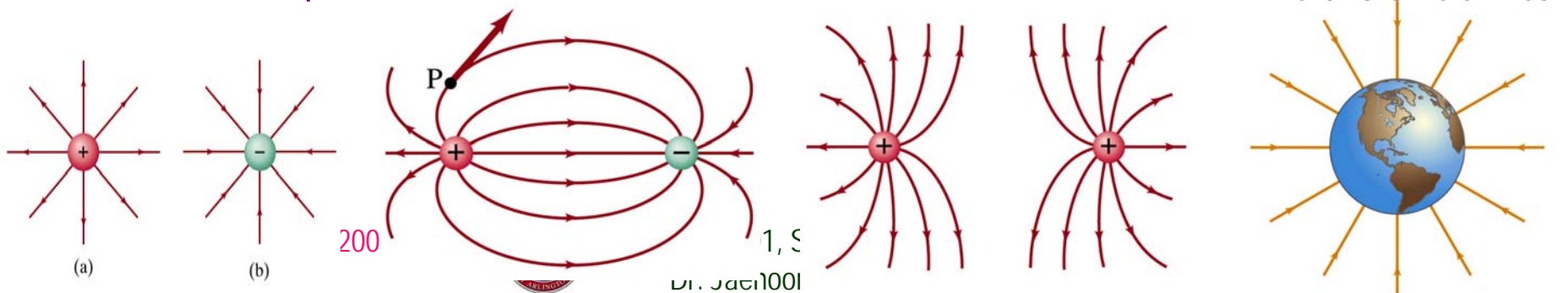
$$\vec{E}_{Tot} = \vec{E}_1 + \vec{E}_2 + \vec{E}_3 + \vec{E}_4 + \dots$$

- This superposition principle of electric field has been verified by experiments.
- For a given electric field \vec{E} at a given point in space, we can calculate the force \vec{F} on any charge q , $\vec{F}=q\vec{E}$.
 - What happens to the direction of the force and the field depending on the sign of the charge q ?
 - The two are in the same directions if $q>0$
 - The two are in opposite directions if $q<0$



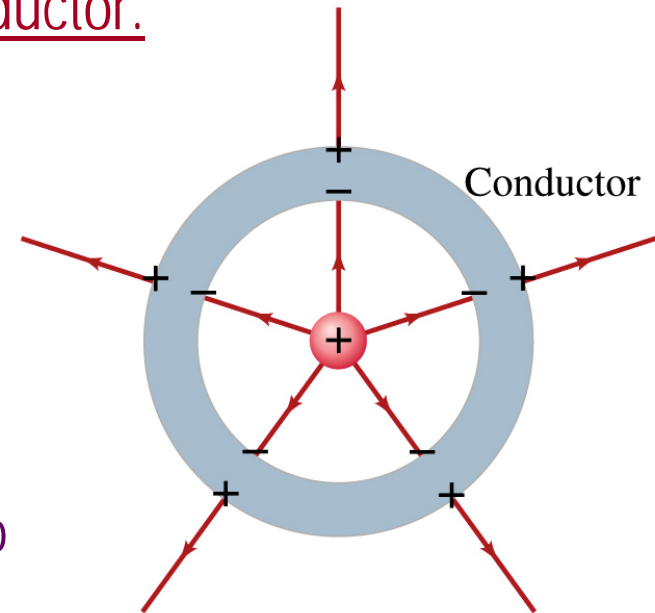
Field Lines

- The electric field is a vector quantity. Thus, its magnitude can be expressed in the length of the vector and the arrowhead pointing to the direction.
- Since the field permeates through the entire space, drawing vector arrows is not a good way of expressing the field.
- Electric field lines are drawn to indicate the direction of the force due to the given field on a positive test charge.
 - Number of lines crossing unit area perpendicular to E is proportional to the magnitude of the electric field.
 - The closer the lines are together, the stronger the electric field in that region.
 - Start on positive charges and end on negative charges.



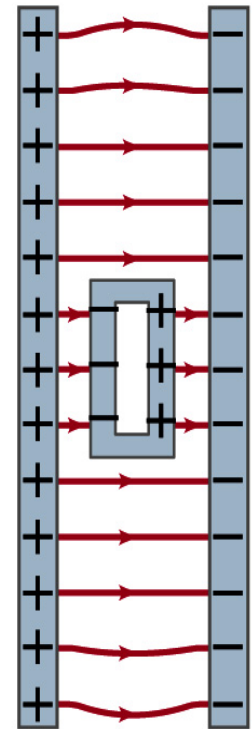
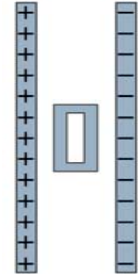
Electric Fields and Conductors

- The electric field inside a conductor is ZERO in the static situation. (If the charge is at rest.) Why?
 - If there were an electric field within a conductor, there would be force on its free electrons.
 - The electrons will move until they reached positions where the electric field become zero.
 - Electric field can exist inside a non-conductor.
- Consequences of the above
 - Any net charge on a conductor distributes itself on the surface.
 - Although no field exists inside a conductor, the fields can exist outside the conductor due to induced charges on either surface
 - The electric field is always perpendicular to the surface outside of a conductor.



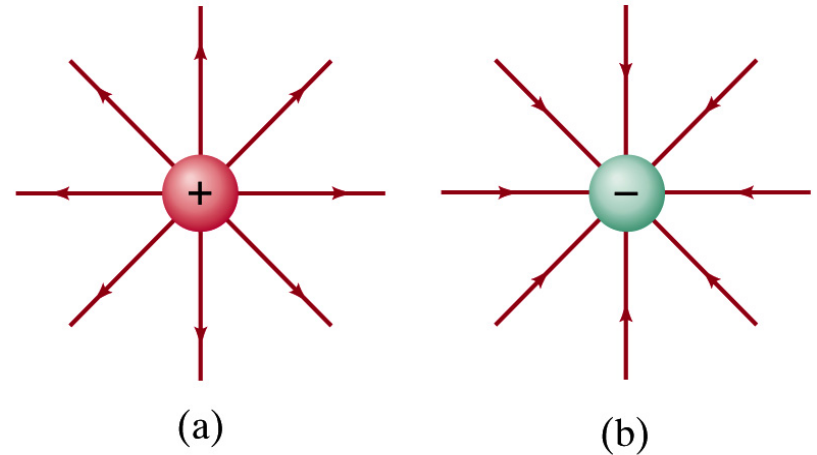
Example 21-13

- **Shielding, and safety in a storm.** A hollow metal box is placed between two parallel charged plates. What is the field like in the box?
- If the metal box were solid
 - The free electrons in the box would redistribute themselves along the surface so that the field lines would not penetrate into the metal.
- The free electrons do the same in hollow metal boxes just as well as it did in a solid metal box.
- Thus a conducting box is an effective device for shielding. ➔ Faraday cage
- So what do you think will happen if you were inside a car when the car was struck by a lightning?



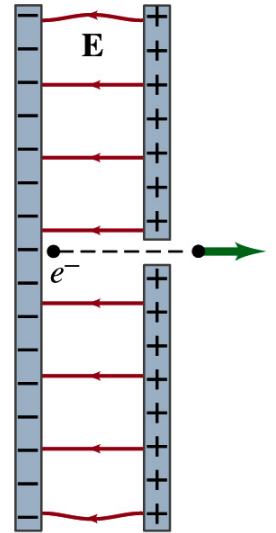
Motion of a Charged Particle in an Electric Field

- If an object with an electric charge q is at a point in space where electric field is \vec{E} , the force exerting on the object is $\vec{F} = q\vec{E}$
- What do you think will happen to the charge?
 - Let's think about the cases like these on the right.
 - The object will move along the field line...Which way?
 - The charge gets accelerated.



Example 21 – 14

- Electron accelerated by electric field.** An electron (mass $m = 9.1 \times 10^{-31} \text{ kg}$) is accelerated in the uniform field E ($E = 2.0 \times 10^4 \text{ N/C}$) between two parallel charged plates. The separation of the plates is 1.5 cm. The electron is accelerated from rest near the negative plate and passes through a tiny hole in the positive plate. (a) With what speed does it leave the hole? (b) Show that the gravitational force can be ignored. Assume the hole is so small that it does not affect the uniform field between the plates.



The magnitude of the force on the electron is $F = qE$ and is directed to the right. The equation to solve this problem is

$$F = qE = ma$$

The magnitude of the electron's acceleration is $a = \frac{F}{m} = \frac{qE}{m}$

Between the plates the field E is uniform, thus the electron undergoes a uniform acceleration

$$a = \frac{eE}{m_e} = \frac{(1.6 \times 10^{-19} \text{ C})(2.0 \times 10^4 \text{ N/C})}{(9.1 \times 10^{-31} \text{ kg})} = 3.5 \times 10^{15} \text{ m/s}^2$$

Example 21 – 14

Since the travel distance is $1.5 \times 10^{-2} \text{m}$, using one of the kinetic eq. of motions,

$$v^2 = v_0^2 + 2ax \quad \therefore v = \sqrt{2ax} = \sqrt{2 \cdot 3.5 \times 10^{15} \cdot 1.5 \times 10^{-2}} = 1.0 \times 10^7 \text{ m/s}$$

Since there is no electric field outside the conductor, the electron continues moving with this speed after passing through the hole.

- (b) Show that the gravitational force can be ignored. Assume the hole is so small that it does not affect the uniform field between the plates.

The magnitude of the electric force on the electron is

$$F_e = qE = eE = (1.6 \times 10^{-19} \text{ C})(2.0 \times 10^4 \text{ N/C}) = 3.2 \times 10^{-15} \text{ N}$$

The magnitude of the gravitational force on the electron is

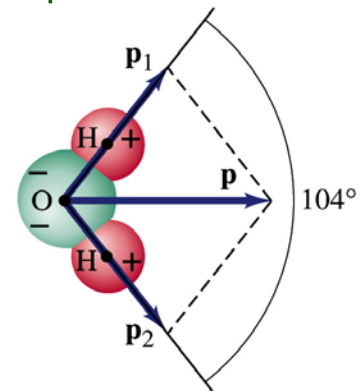
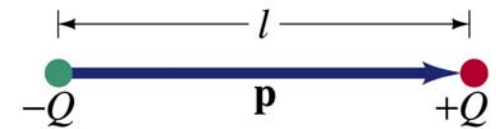
$$F_G = mg = 9.8 \text{ m/s}^2 \times (9.1 \times 10^{-31} \text{ kg}) = 8.9 \times 10^{-30} \text{ N}$$

Thus the gravitational force on the electron is negligible compared to the electromagnetic force.



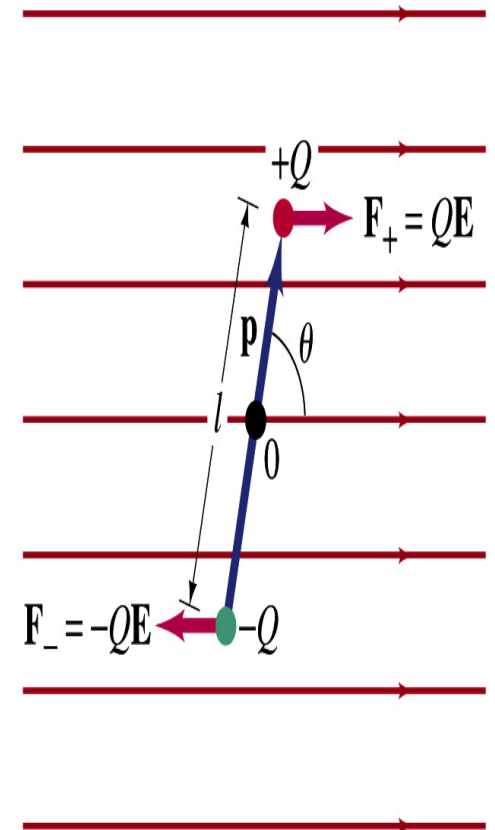
Electric Dipoles

- An electric dipole is the combination of two equal charges of opposite sign, $+Q$ and $-Q$, separated by a distance l , which behaves as one entity.
- The quantity Ql is called the electric dipole moment and is represented by the symbol p .
 - The dipole moment is a vector quantity, p
 - The magnitude of the dipole moment is Ql . Unit? **C-m**
 - Its direction is from the negative to the positive charge.
 - Many of diatomic molecules like CO have a dipole moment. ➔ These are referred as polar molecules.
 - Symmetric diatomic molecules, such as O_2 , do not have dipole moment.
 - The water molecule also has a dipole moment which is the vector sum of two dipole moments between Oxygen and each of Hydrogen atoms.

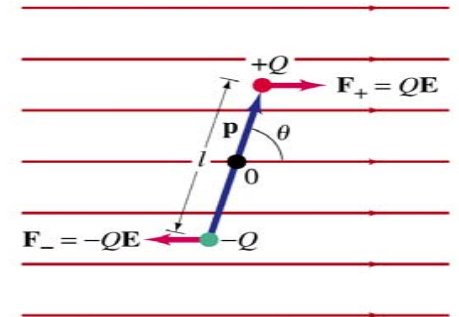


Dipoles in an External Field

- Let's consider a dipole placed in a uniform electric field \mathbf{E} .
- What do you think will happen to the dipole in the figure?
 - Forces will be exerted on the charges.
 - The positive charge will get pushed toward right while the negative charge will get pulled toward left.
 - What is the net force acting on the dipole?
 - Zero
 - So will the dipole not move?
 - Yes, it will.
 - Why?
 - There is torque applied on the dipole.



Dipoles in an External Field, cnt'd



- How much is the torque on the dipole?
 - Do you remember the formula for torque?
 - $\vec{\tau} = \vec{r} \times \vec{F}$
 - The magnitude of the torque exerting on each of the charges with respect to the rotational axis at the center is
 - $\tau_{+Q} = |\vec{r} \times \vec{F}| = rF \sin \theta = \left| \left(\frac{l}{2} \right) (QE) \sin \theta \right| = \frac{l}{2} QE \sin \theta$
 - $\tau_{-Q} = |\vec{r} \times \vec{F}| = rF \sin \theta = \left| \left(-\frac{l}{2} \right) (-QE) \sin \theta \right| = \frac{l}{2} QE \sin \theta$
 - Thus, the total torque is
 - $\tau_{Total} = \tau_{+Q} + \tau_{-Q} = \frac{l}{2} QE \sin \theta + \frac{l}{2} QE \sin \theta = lQE \sin \theta = pE \sin \theta$
 - So the torque on a dipole in vector notation is $\vec{\tau} = \vec{p} \times \vec{E}$
- The effect of the torque is to try to turn the dipole so that the dipole moment is parallel to \vec{E} . Which direction?

Potential Energy of a Dipole in an External Field

- What is the work done on the dipole by the electric field to change the angle from θ_1 to θ_2 ?

$$W = \int_{\theta_1}^{\theta_2} dW = \int_{\theta_1}^{\theta_2} \vec{\tau} \cdot d\vec{\theta} = \int_{\theta_1}^{\theta_2} -\tau d\theta$$

Why negative?

Because τ and θ are opposite directions to each other.

- The torque is $\tau = pE \sin \theta$.

- Thus the work done on the dipole by the field is

$$W = \int_{\theta_1}^{\theta_2} -pE \sin \theta d\theta = pE [\cos \theta]_{\theta_1}^{\theta_2} = pE (\cos \theta_2 - \cos \theta_1)$$

- What happens to the dipole's potential energy, U , when a positive work is done on it by the field?
 - It decreases.
- If we choose $U=0$ when $\theta_1=90$ degrees, then the potential energy at $\theta_2=\theta$ becomes $U = -W = -pE \cos \theta = -\vec{p} \cdot \vec{E}$

Electric Field by a Dipole

- Let's consider the case in the picture.
- There are fields by both the charges. So the total electric field by the dipole is $\vec{E}_{Tot} = \vec{E}_{+Q} + \vec{E}_{-Q}$
- The magnitudes of the two fields are equal

$$E_{+Q} = E_{-Q} = \frac{1}{4\pi\epsilon_0} \frac{Q}{\left(\sqrt{r^2 + (l/2)^2}\right)^2} = \frac{1}{4\pi\epsilon_0} \frac{Q}{r^2 + (l/2)^2} = \frac{1}{4\pi\epsilon_0} \frac{Q}{r^2 + l^2/4}$$

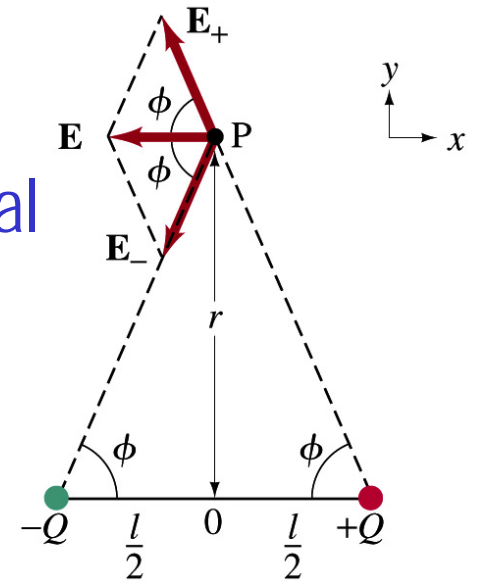
- Now we must work out the x and y components of the total field.
 - Sum of the two y components is
 - Zero since they are the same but in opposite direction
 - So the magnitude of the total field is the same as the sum of the two x-components:

$$E = 2E_+ \cos \phi = \frac{1}{2\pi\epsilon_0} \frac{Q}{r^2 + l^2/4} \frac{l}{2\sqrt{r^2 + l^2/4}} = \frac{1}{4\pi\epsilon_0} \frac{p}{\left(r^2 + l^2/4\right)^{3/2}}$$

Wednesday, Jan. 25, 2006



Dr. Jaehoon Yu



Example 21 – 16

- **Dipole in a field.** The dipole moment of a water molecule is $6.1 \times 10^{-30} \text{C}\cdot\text{m}$. A water molecule is placed in a uniform electric field with magnitude $2.0 \times 10^5 \text{N/C}$. (a) What is the magnitude of the maximum torque that the field can exert on the molecule? (b) What is the potential energy when the torque is at its maximum? (c) In what position will the potential energy take on its greatest value? Why is this different than the position where the torque is maximized?

(a) The torque is maximized when $\theta = 90$ degrees. Thus the magnitude of the maximum torque is

$$\begin{aligned}\tau &= pE \sin \theta = pE = \\ &= (6.1 \times 10^{-30} \text{C} \cdot \text{m})(2.5 \times 10^5 \text{N/C}) = 1.2 \times 10^{-24} \text{N} \cdot \text{m}\end{aligned}$$



Example 21 – 16

(b) What is the potential energy when the torque is at its maximum?

Since the dipole potential energy is $U = -\vec{p} \cdot \vec{E} = -pE \cos \theta$

And τ is at its maximum at $\theta=90$ degrees, the potential energy, U , is

$$U = -pE \cos \theta = -pE \cos(90^\circ) = 0$$

Is the potential energy at its minimum at $\theta=90$ degrees? **No**

Why not? **Because U will become negative as θ increases.**

(c) In what position will the potential energy take on its greatest value?

The potential energy is maximum when $\cos\theta = -1$, $\theta=180$ degrees.

Why is this different than the position where the torque is maximized?

The potential energy is maximized when the dipole is oriented so that it has to rotate through the largest angle against the direction of the field. to reach the equilibrium position at $\theta=0$.

Torque is maximized when the field is perpendicular to the dipole, $\theta=90$.



Similarity Between Linear and Rotational Motions

All physical quantities in linear and rotational motions show striking similarity.

Quantities	Linear	Rotational
Mass	Mass M	Moment of Inertia $I = mr^2$
Length of motion	Distance L	Angle θ (Radian)
Speed	$v = \frac{\Delta r}{\Delta t}$	$\omega = \frac{\Delta \theta}{\Delta t}$
Acceleration	$a = \frac{\Delta v}{\Delta t}$	$\alpha = \frac{\Delta \omega}{\Delta t}$
Force	Force $F = ma$	Torque $\tau = I\alpha$
Work	Work $W = Fd \cos \theta$	Work $W = \tau \theta$
Power	$P = \vec{F} \cdot \vec{v}$	$P = \tau \omega$
Momentum	$\vec{p} = m \vec{v}$	$\vec{L} = I \vec{\omega}$
Kinetic Energy	Kinetic $K = \frac{1}{2}mv^2$	Rotational $K_R = \frac{1}{2}I\omega^2$

