

PHYS 1443 – Section 001

Lecture #16

Monday, April 11, 2011

Dr. Jaehoon Yu

- Collisions – Elastic and Inelastic Collisions
- Collisions in two dimension
- Center of Mass
- Center of mass of a rigid body
- Motion of a Group of Objects

Today's homework is homework #9, due 10pm, Tuesday, Apr. 19!!



Announcements

- Second non-comprehensive term exam results
 - Class average: 64/97
 - Equivalent to 66/100
 - Previous exams: 70/100 and 72/100
 - Top score: 93/97
 - Will take the better of the two non-comprehensive exam after normalizing to the class average between the two exams
- Quiz next Wednesday, Apr. 20
 - Beginning of the class
 - Covers from CH9.5 to what we finish Monday, Apr. 18
- Colloquium Wednesday at 4pm in SH101



**Physics Department
The University of Texas at Arlington
COLLOQUIUM**

Mass distribution function at the time of star formation

Dr. Ram Sagar

*Aryabhata Research Institute of Observational Sciences
(ARIES)*

**4:00p.m Wednesday April 13, 2011
At SH Rm 101**

Abstract:

Shape of the initial mass function (MF) has been derived from photometric observations of young (age < 1 Myr) star clusters located in our galaxy, the Magellanic Clouds and the nearby local group of galaxies. Its study indicates that there is no obvious dependence of the MF slope on either location in the galaxy or age of the young star clusters. The MF slope above one solar mass appears to be independent of the spatial concentration of the star formed as well as galactic characteristics including metallicity. Star formation processes may be responsible for the mass segregation observed in a number of young star clusters of our galaxy and the Magellanic Clouds as their ages are much smaller than their dynamical evolution time. Astrophysical implications of these results shall be discussed in the presentation.

Refreshments will be served in the Physics Lounge at 3:30 pm

Reminder: Extra-Credit Special Project

- Derive the formula for the final velocity of two objects which underwent an elastic collision as a function of known quantities m_1 , m_2 , v_{01} and v_{02} in page 7 of this lecture note in a far greater detail than the note.
 - 20 points extra credit
- Show mathematically what happens to the final velocities if $m_1=m_2$ and describe in words the resulting motion.
 - 5 point extra credit
- Due: Start of the class this Wednesday, Apr. 13



Extra Credit: Two Dimensional Collisions

- Proton #1 with a speed 3.50×10^5 m/s collides elastically with proton #2 initially at rest. After the collision, proton #1 moves at an angle of 37° to the horizontal axis and proton #2 deflects at an angle ϕ to the same axis. Find the final speeds of the two protons and the scattering angle of proton #2, ϕ . This must be done in much more detail than the book or on page 13 of this lecture note.
- 10 points
- Due beginning of the class Monday, Apr. 18.

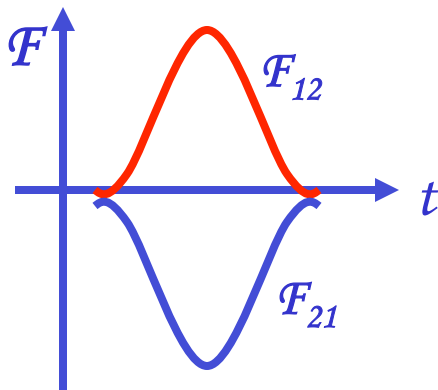


Collisions

Generalized collisions must cover not only the physical contact but also the collisions without physical contact such as that of electromagnetic ones on a microscopic scale.

Consider a case of a collision between a proton and a helium ion.

The collisions of these ions never involve physical contact because the electromagnetic repulsive force between these two become great as they get closer causing a collision.



Assuming no external forces, the force exerted on particle 1 by particle 2, F_{21} , changes the momentum of particle 1 by

$$d\vec{p}_1 = \vec{F}_{21} dt$$

Likewise for particle 2 by particle 1

$$d\vec{p}_2 = \vec{F}_{12} dt$$

Using Newton's 3rd law we obtain

$$d\vec{p}_2 = \vec{F}_{12} dt = -\vec{F}_{21} dt = -d\vec{p}_1$$

So the momentum change of the system in a collision is 0, and the momentum is conserved

$$\begin{aligned} d\vec{p} &= d\vec{p}_1 + d\vec{p}_2 = 0 \\ \vec{p}_{\text{system}} &= \vec{p}_1 + \vec{p}_2 = \text{constant} \end{aligned}$$

Elastic and Inelastic Collisions

Momentum is conserved in any collisions as long as external forces are negligible.

*Collisions are classified as **elastic** or **inelastic** based on whether the kinetic energy is conserved, meaning whether it is the same before and after the collision.*

Elastic Collision

A collision in which the total kinetic energy and momentum are the same before and after the collision.

Inelastic Collision

A collision in which the momentum is the same before and after the collision but not the total kinetic energy.

Two types of inelastic collisions: Perfectly inelastic and inelastic

Perfectly Inelastic: *Two objects stick together after the collision, moving together with the same velocity.*

Inelastic: *Colliding objects do not stick together after the collision but some kinetic energy is lost.*

Note: Momentum is constant in all collisions but kinetic energy is only in elastic collisions.

Elastic and Perfectly Inelastic Collisions

In perfectly inelastic collisions, the objects stick together after the collision, moving together.

Momentum is conserved in this collision, so the final velocity of the stuck system is

$$m_1 \vec{v}_{1i} + m_2 \vec{v}_{2i} = (m_1 + m_2) \vec{v}_f$$

$$\vec{v}_f = \frac{m_1 \vec{v}_{1i} + m_2 \vec{v}_{2i}}{(m_1 + m_2)}$$

How about elastic collisions?

In elastic collisions, both the momentum and the kinetic energy are conserved. Therefore, the final speeds in an elastic collision can be obtained in terms of initial speeds as

$$m_1 \vec{v}_{1i} + m_2 \vec{v}_{2i} = m_1 \vec{v}_{1f} + m_2 \vec{v}_{2f}$$

$$\frac{1}{2} m_1 v_{1i}^2 + \frac{1}{2} m_2 v_{2i}^2 = \frac{1}{2} m_1 v_{1f}^2 + \frac{1}{2} m_2 v_{2f}^2$$

$$m_1 (v_{1i}^2 - v_{1f}^2) = m_2 (v_{2i}^2 - v_{2f}^2)$$

$$m_1 (v_{1i} - v_{1f})(v_{1i} + v_{1f}) = m_2 (v_{2i} - v_{2f})(v_{2i} + v_{2f})$$

From momentum conservation above

$$m_1 (v_{1i} - v_{1f}) = m_2 (v_{2i} - v_{2f})$$

$$v_{1f} = \left(\frac{m_1 - m_2}{m_1 + m_2} \right) v_{1i} + \left(\frac{2m_2}{m_1 + m_2} \right) v_{2i}$$

$$v_{2f} = \left(\frac{2m_1}{m_1 + m_2} \right) v_{1i} + \left(\frac{m_1 - m_2}{m_1 + m_2} \right) v_{2i}$$


Monday, April 11, 2011 *What happens when the two masses are the same?*



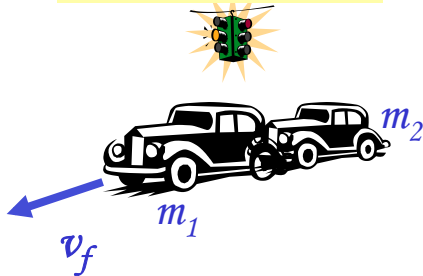
Example for Collisions

A car of mass 1800kg stopped at a traffic light is rear-ended by a 900kg car, and the two become entangled. If the lighter car was moving at 20.0m/s before the collision what is the velocity of the entangled cars after the collision?

Before collision



After collision



The momenta before and after the collision are

$$p_i = m_1 v_{1i} + m_2 v_{2i} = 0 + m_2 v_{2i}$$

$$p_f = m_1 v_{1f} + m_2 v_{2f} = (m_1 + m_2) v_f$$

Since momentum of the system must be conserved

$$p_i = p_f \quad \Rightarrow \quad (m_1 + m_2) v_f = m_2 v_{2i}$$

$$v_f = \frac{m_2 v_{2i}}{(m_1 + m_2)} = \frac{900 \times 20.0}{900 + 1800} = 6.67 \text{ m/s}$$

What can we learn from these equations on the direction and magnitude of the velocity before and after the collision?

The cars are moving in the same direction as the lighter car's original direction to conserve momentum.

The magnitude is inversely proportional to its own mass.

Ex.9 – 11: A Ballistic Pendulum

The mass of a block of wood is 2.50-kg and the mass of the bullet is 0.0100-kg. The block swings to a maximum height of 0.650 m above the initial position. Find the initial speed of the bullet.

What kind of collision? Perfectly inelastic collision

No net external force → momentum conserved

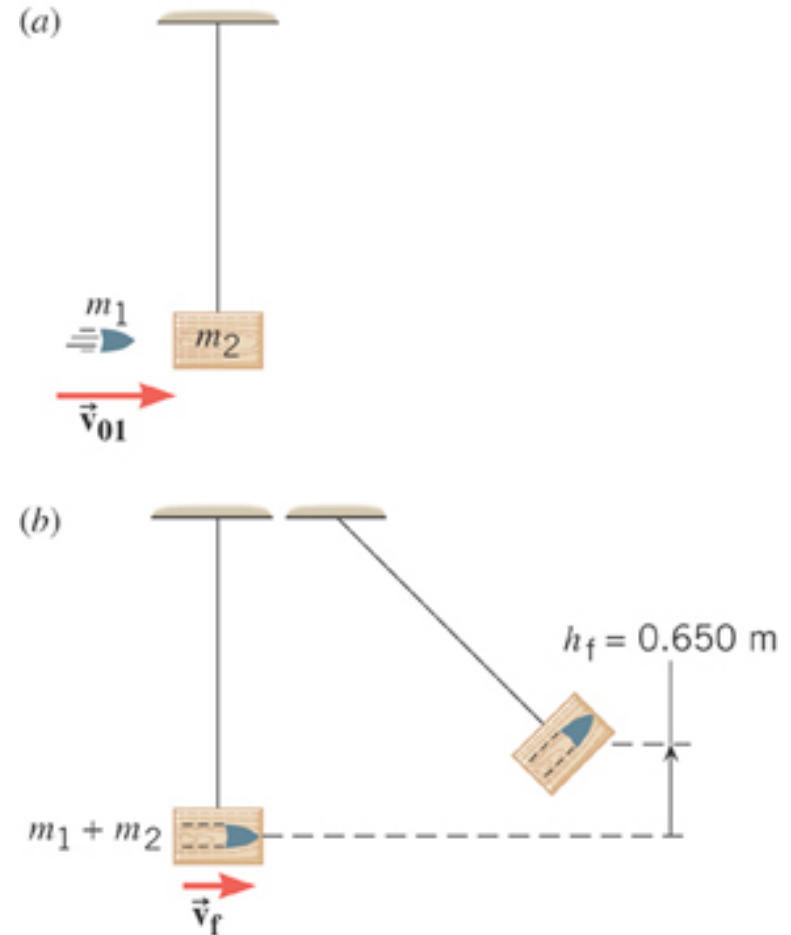
$$m_1 v_{f1} + m_2 v_{f2} = m_1 v_{01} + m_2 v_{02}$$
$$(m_1 + m_2) v_f = m_1 v_{01}$$

Solve for v_{01}

$$v_{01} = \frac{(m_1 + m_2) v_f}{m_1}$$

What do we not know? The final speed!!

How can we get it? Using the mechanical energy conservation!



Ex. A Ballistic Pendulum, cnt'd

Now using the mechanical energy conservation

$$\frac{1}{2}mv^2 = mgh$$

$$\cancel{(m_1 + m_2)}gh_f = \frac{1}{2}\cancel{(m_1 + m_2)}v_f^2$$

$$gh_f = \frac{1}{2}v_f^2$$

Solve for V_f

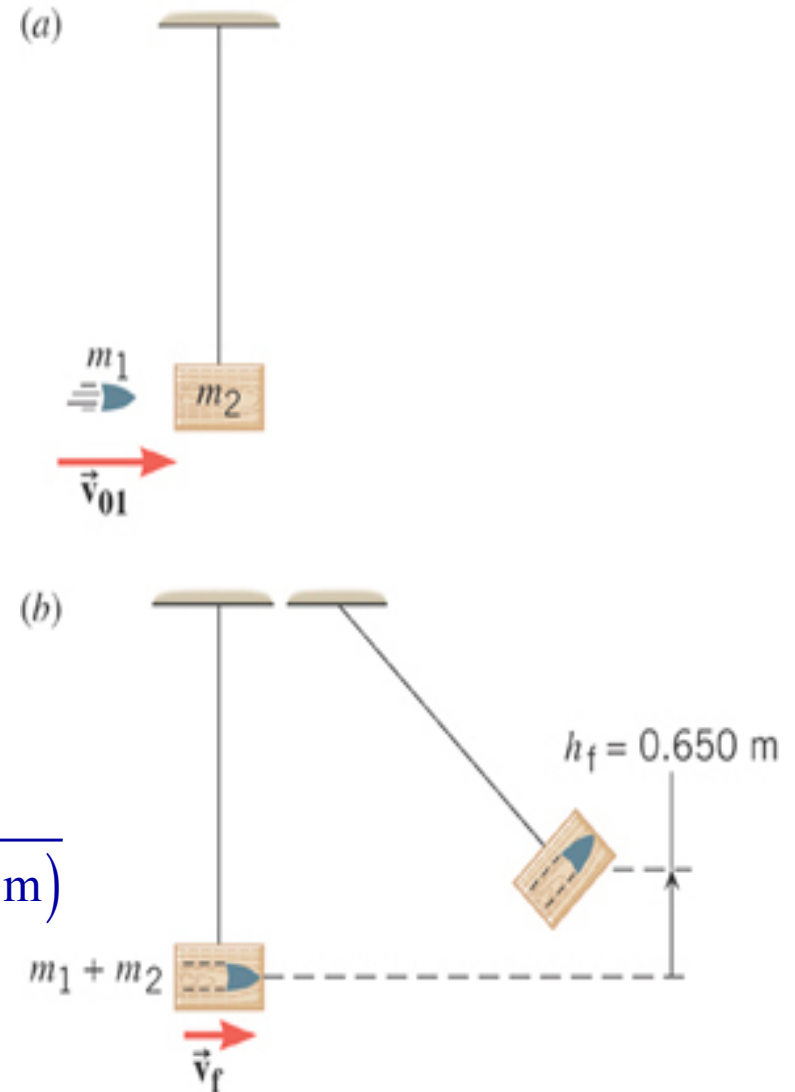
$$v_f = \sqrt{2gh_f} = \sqrt{2(9.80 \text{ m/s}^2)(0.650 \text{ m})}$$

Using the solution obtained previously, we obtain

$$v_{01} = \frac{(m_1 + m_2)v_f}{m_1} = \frac{(m_1 + m_2)\sqrt{2gh_f}}{m_1}$$

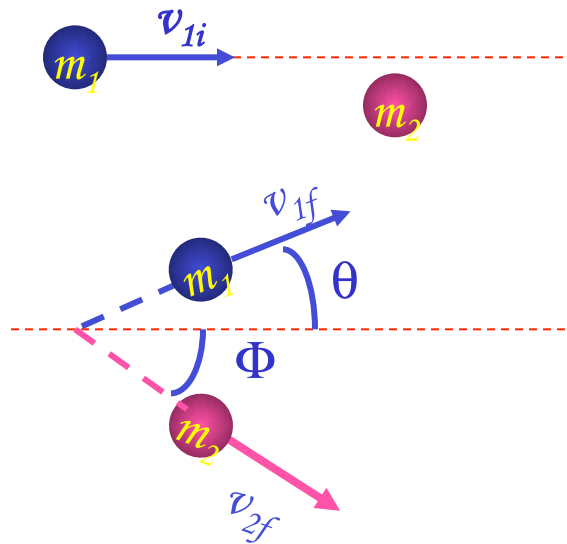
$$= \left(\frac{0.0100 \text{ kg} + 2.50 \text{ kg}}{0.0100 \text{ kg}} \right) \sqrt{2(9.80 \text{ m/s}^2)(0.650 \text{ m})}$$

$$= +896 \text{ m/s}$$



Two dimensional Collisions

In two dimension, one needs to use components of momentum and apply momentum conservation to solve physical problems.



$$\vec{m_1 v_{1i}} + \vec{m_2 v_{2i}} = \vec{m_1 v_{1f}} + \vec{m_2 v_{2f}}$$

x-comp. $m_1 v_{1ix} + m_2 v_{2ix} = m_1 v_{1fx} + m_2 v_{2fx}$

y-comp. $m_1 v_{1iy} + m_2 v_{2iy} = m_1 v_{1fy} + m_2 v_{2fy}$

Consider a system of two particle collisions and scatters in two dimension as shown in the picture. (This is the case at fixed target accelerator experiments.) The momentum conservation tells us:

$$\vec{m_1 v_{1i}} + \vec{m_2 v_{2i}} = \vec{m_1 v_{1i}}$$

$$m_1 v_{1ix} = m_1 v_{1fx} + m_2 v_{2fx} = m_1 v_{1f} \cos \theta + m_2 v_{2f} \cos \phi$$

$$m_1 v_{1iy} = 0 = m_1 v_{1fy} + m_2 v_{2fy} = m_1 v_{1f} \sin \theta - m_2 v_{2f} \sin \phi$$

And for the elastic collisions, the kinetic energy is conserved:

Monday, April 11, 2011

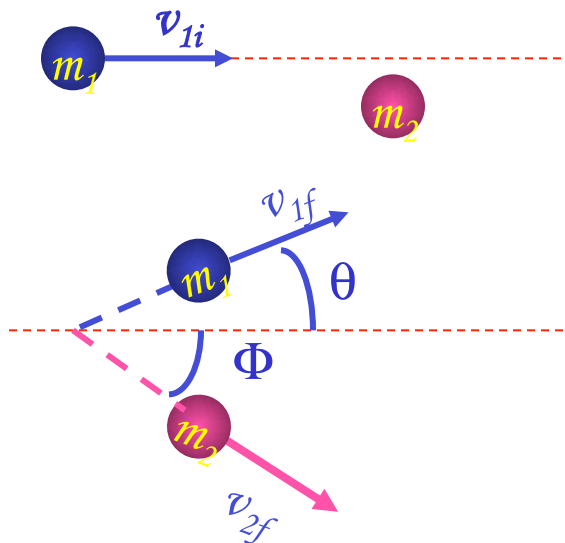


PHYS 1443-001, Spring 2011
Dr. Jaehoon Yu

What do you think
we can learn from
these relationships?

Ex. 9 – 13: Two Dimensional Collisions

Proton #1 with a speed 3.50×10^5 m/s collides elastically with proton #2 initially at rest. After the collision, proton #1 moves at an angle of 37° to the horizontal axis and proton #2 deflects at an angle ϕ to the same axis. Find the final speeds of the two protons and the scattering angle of proton #2, ϕ .



Since both the particles are protons $m_1 = m_2 = m_p$.

Using momentum conservation, one obtains

x-comp. $m_p v_{1i} = m_p v_{1f} \cos \theta + m_p v_{2f} \cos \phi$

y-comp. $m_p v_{1f} \sin \theta - m_p v_{2f} \sin \phi = 0$

Canceling m_p and putting in all known quantities, one obtains

$$v_{1f} \cos 37^\circ + v_{2f} \cos \phi = 3.50 \times 10^5 \quad (1)$$

$$v_{1f} \sin 37^\circ = v_{2f} \sin \phi \quad (2)$$

$$v_{1f} = 2.80 \times 10^5 \text{ m/s}$$

$$v_{2f} = 2.11 \times 10^5 \text{ m/s}$$

From kinetic energy conservation:

$$(3.50 \times 10^5)^2 = v_{1f}^2 + v_{2f}^2$$

Solving Eqs. 1-3

(3) equations, one gets

Do this at home 😊

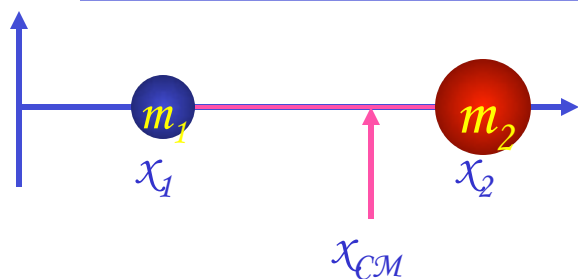
Center of Mass

We've been solving physical problems treating objects as sizeless points with masses, but in realistic situations objects have shapes with masses distributed throughout the body.

Center of mass of a system is the average position of the system's mass and represents the motion of the system as if all the mass is on the point.

What does above statement tell you concerning the forces being exerted on the system?

The total external force exerted on the system of total mass M causes the center of mass to move at an acceleration given by $\vec{a} = \sum \vec{F} / M$ as if all the mass of the system is concentrated on the center of mass.




Consider a massless rod with two balls attached at either end.

The position of the center of mass of this system is the mass averaged position of the system

$$x_{CM} \equiv \frac{m_1 x_1 + m_2 x_2}{m_1 + m_2}$$

CM is closer to the heavier object

Motion of a Diver and the Center of Mass



(a)

Diver performs a simple dive.
The motion of the center of mass follows a parabola since it is a projectile motion.



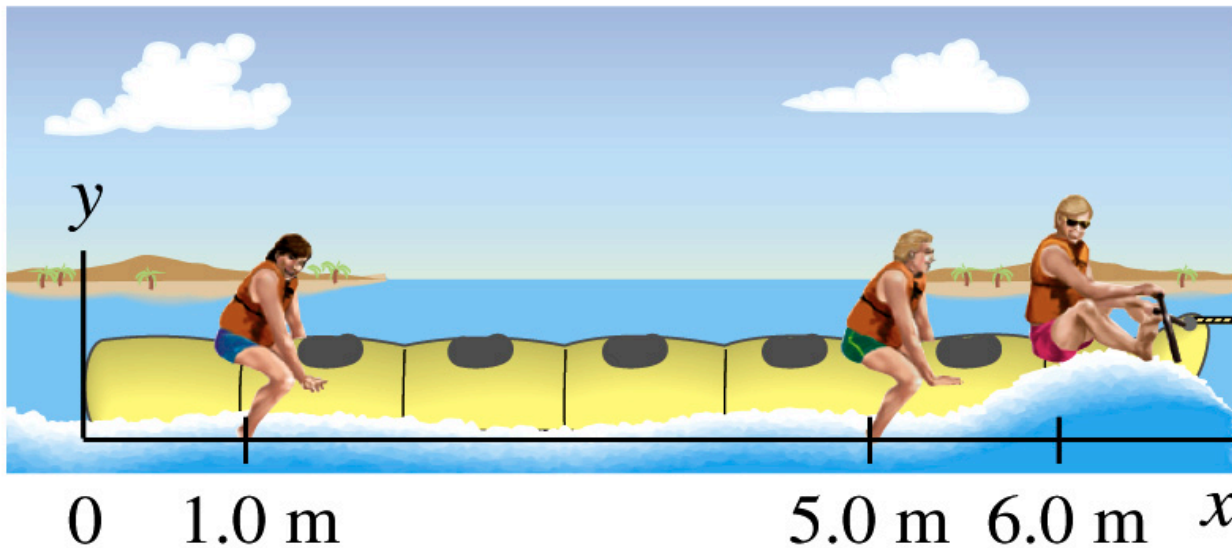
(b)

Diver performs a complicated dive.
The motion of the center of mass still follows the same parabola since it still is a projectile motion.

The motion of the center of mass of the diver is always the same.

Example 9 – 14

Three people of roughly equivalent mass M on a lightweight (air-filled) banana boat sit along the x axis at positions $x_1=1.0\text{m}$, $x_2=5.0\text{m}$, and $x_3=6.0\text{m}$. Find the position of CM.



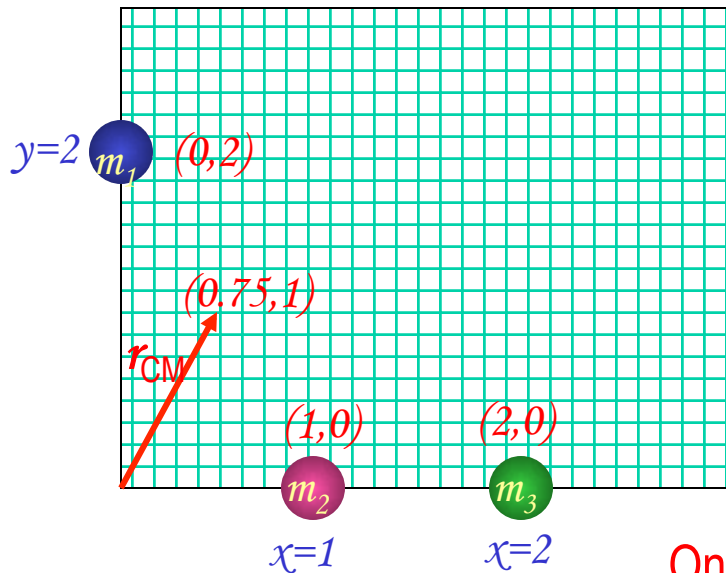
Using the formula
for CM

$$x_{CM} = \frac{\sum_i m_i x_i}{\sum_i m_i}$$

$$= \frac{M \cdot 1.0 + M \cdot 5.0 + M \cdot 6.0}{M + M + M} = \frac{12.0M}{3M} = 4.0(m)$$

Ex9 – 15: Center of Mass in 2-D

A system consists of three particles as shown in the figure. Find the position of the center of mass of this system.



Using the formula for CM for each position vector component

$$x_{CM} = \frac{\sum_i m_i x_i}{\sum_i m_i} \quad y_{CM} = \frac{\sum_i m_i y_i}{\sum_i m_i}$$

One obtains $\vec{r}_{CM} = x_{CM} \vec{i} + y_{CM} \vec{j} = \frac{(m_2 + 2m_3) \vec{i} + 2m_1 \vec{j}}{m_1 + m_2 + m_3}$

$$x_{CM} = \frac{\sum_i m_i x_i}{\sum_i m_i} = \frac{m_1 x_1 + m_2 x_2 + m_3 x_3}{m_1 + m_2 + m_3} = \frac{m_2 + 2m_3}{m_1 + m_2 + m_3}$$

If $m_1 = 2\text{kg}; m_2 = m_3 = 1\text{kg}$

$$y_{CM} = \frac{\sum_i m_i y_i}{\sum_i m_i} = \frac{m_1 y_1 + m_2 y_2 + m_3 y_3}{m_1 + m_2 + m_3} = \frac{2m_1}{m_1 + m_2 + m_3}$$

$$\vec{r}_{CM} = \frac{3\vec{i} + 4\vec{j}}{4} = 0.75\vec{i} + \vec{j}$$

Monday, April 11, 2011



PHYS 1443-001, Spring 2011
Dr. Jaehoon Yu

17

Center of Mass of a Rigid Object

The formula for CM can be extended to a system of many particles or a Rigid Object

$$x_{CM} = \frac{m_1x_1 + m_2x_2 + \cdots + m_nx_n}{m_1 + m_2 + \cdots + m_n} = \frac{\sum_i m_i x_i}{\sum_i m_i}$$

$$y_{CM} = \frac{\sum_i m_i y_i}{\sum_i m_i}$$

$$z_{CM} = \frac{\sum_i m_i z_i}{\sum_i m_i}$$

The position vector of the center of mass of a many particle system is

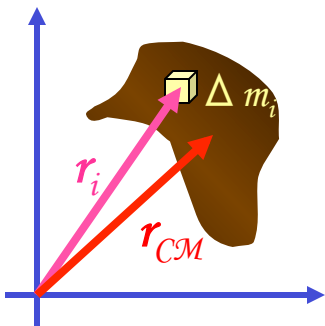
$$\vec{r}_{CM} = x_{CM}\vec{i} + y_{CM}\vec{j} + z_{CM}\vec{k} = \frac{\sum_i m_i x_i \vec{i} + \sum_i m_i y_i \vec{j} + \sum_i m_i z_i \vec{k}}{\sum_i m_i}$$

$$\vec{r}_{CM} = \frac{\sum_i m_i \vec{r}_i}{M}$$

$$x_{CM} \approx \frac{\sum_i \Delta m_i x_i}{M}$$

$$x_{CM} = \lim_{\Delta m_i \rightarrow 0} \frac{\sum_i \Delta m_i x_i}{M} = \frac{1}{M} \int x dm$$

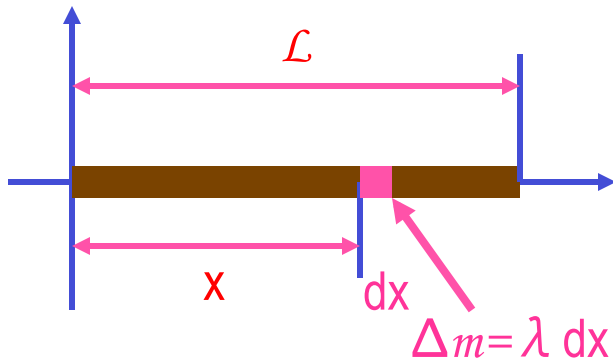
$$\vec{r}_{CM} = \frac{1}{M} \int \vec{r} dm$$



A rigid body – an object with shape and size with mass spread throughout the body, ordinary objects – can be considered as a group of particles with mass m_i densely spread throughout the given shape of the object

Ex 9 – 16: CM of a thin rod

Show that the center of mass of a rod of mass \mathcal{M} and length \mathcal{L} lies in midway between its ends, assuming the rod has a uniform mass per unit length.



The formula for CM of a continuous object is

$$x_{CM} = \frac{1}{M} \int_{x=0}^{x=L} x dm$$

Since the density of the rod (λ) is constant; $\lambda = M / L$

The mass of a small segment $dm = \lambda dx$

Therefore
$$x_{CM} = \frac{1}{M} \int_{x=0}^{x=L} \lambda x dx = \frac{1}{M} \left[\frac{1}{2} \lambda x^2 \right]_{x=0}^{x=L} = \frac{1}{M} \left(\frac{1}{2} \lambda L^2 \right) = \frac{1}{M} \left(\frac{1}{2} ML \right) = \frac{L}{2}$$

Find the CM when the density of the rod non-uniform but varies linearly as a function of x , $\lambda = \alpha x$

$$\begin{aligned} M &= \int_{x=0}^{x=L} \lambda dx = \int_{x=0}^{x=L} \alpha x dx \\ &= \left[\frac{1}{2} \alpha x^2 \right]_{x=0}^{x=L} = \frac{1}{2} \alpha L^2 \end{aligned}$$

$$x_{CM} = \frac{1}{M} \int_{x=0}^{x=L} \lambda x dx = \frac{1}{M} \int_{x=0}^{x=L} \alpha x^2 dx = \frac{1}{M} \left[\frac{1}{3} \alpha x^3 \right]_{x=0}^{x=L}$$

$$x_{CM} = \frac{1}{M} \left(\frac{1}{3} \alpha L^3 \right) = \frac{1}{M} \left(\frac{2}{3} ML \right) = \frac{2L}{3}$$

Monday, April 11, 2011



PHYS 1443-001, Spring 2011
Dr. Jaehoon Yu