

PHYS 1443 – Section 001

Lecture #16

Wednesday, June 27, 2007

Dr. Jaehoon Yu

- Conditions for Equilibrium
- Mechanical Equilibrium
- How to solve equilibrium problems?
- A few examples of mechanical equilibrium
- Elastic properties of solids
- Density and Specific Gravity
- Fluid and Pressure



Announcements

- Reading assignments
 - CH12 – 7 and 12 – 8
- Last quiz tomorrow
 - Early in the class
- Final exam
 - Date and time: 8 – 10am, Monday, July 2
 - Location: SH103
 - Covers: Ch 8.4 – what we cover tomorrow
- Don't forget the Black Hole show tomorrow at 10:10am in the planetarium



Conditions for Equilibrium

What do you think the term “An object is at its equilibrium” means?

The object is either at rest (Static Equilibrium) or its center of mass is moving at a constant velocity (Dynamic Equilibrium).

When do you think an object is at its equilibrium?

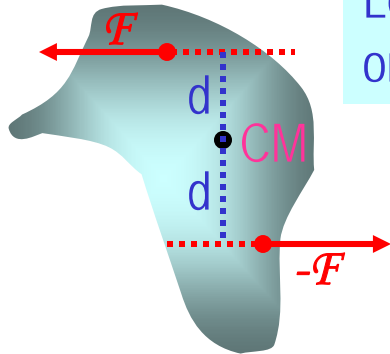
Translational Equilibrium: Equilibrium in linear motion

$$\sum \vec{F} = 0$$

Is this it?

The above condition is sufficient for a point-like particle to be at its translational equilibrium. However for object with size this is not sufficient. One more condition is needed. What is it?

Let's consider two forces equal magnitude but in opposite direction acting on a rigid object as shown in the figure. What do you think will happen?



The object will rotate about the CM. The net torque acting on the object about any axis must be 0.

$$\sum \vec{\tau} = 0$$

For an object to be at its *static equilibrium*, the object should not have linear or angular speed. $v_{CM} = 0 \quad \omega = 0$

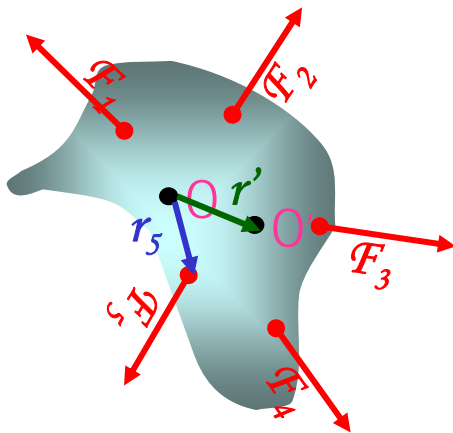
More on Conditions for Equilibrium

To simplify the problem, we will only deal with forces acting on x-y plane, giving torque only along z-axis. What do you think the conditions for equilibrium be in this case?

The six possible equations from the two vector equations turns to three equations.

$$\sum \vec{F} = 0 \Rightarrow \begin{matrix} \sum F_x = 0 \\ \sum F_y = 0 \end{matrix} \text{ AND } \sum \vec{\tau} = 0 \Rightarrow \sum \tau_z = 0$$

What happens if there are many forces exerting on an object?



If an object is at its translational static equilibrium, and if the net torque acting on the object is 0 about one axis, the net torque must be 0 about any arbitrary axis.

Why is this true?

Because the object is not moving, no matter what the rotational axis is, there should not be in motion. It is simply a matter of mathematical manipulation.

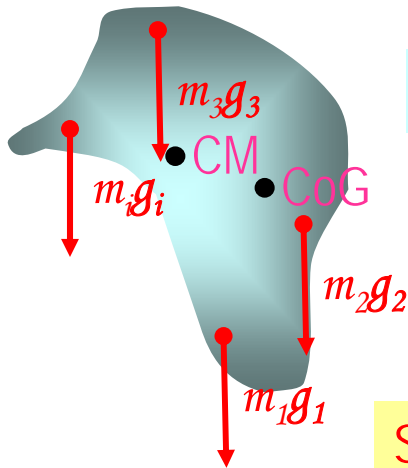
Center of Gravity Revisited

When is the center of gravity of a rigid body the same as the center of mass?

Under the uniform gravitational field throughout the body of the object.

Let's consider an arbitrary shaped object

The center of mass of this object is at



$$x_{CM} = \frac{\sum m_i x_i}{\sum m_i} = \frac{\sum m_i x_i}{M}$$

$$y_{CM} = \frac{\sum m_i y_i}{\sum m_i} = \frac{\sum m_i y_i}{M}$$

Let's now examine the case that the gravitational acceleration on each point is g_i

Since the CoG is the point as if all the gravitational force is exerted on, the torque due to this force becomes

$$(m_1 g_1 + m_2 g_2 + \cdots) x_{CoG} = m_1 g_1 x_1 + m_2 g_2 x_2 + \cdots$$

Generalized expression for different g throughout the body

If g is uniform throughout the body

$$(m_1 + m_2 + \cdots) g x_{CoG} = (m_1 x_1 + m_2 x_2 + \cdots) g$$

$$x_{CoG} = \frac{\sum m_i x_i}{\sum m_i} = x_{CM}$$

Wednesday, June 27, 2007



PHYS 1443-001, Summer
Dr. Jaehoon Yu

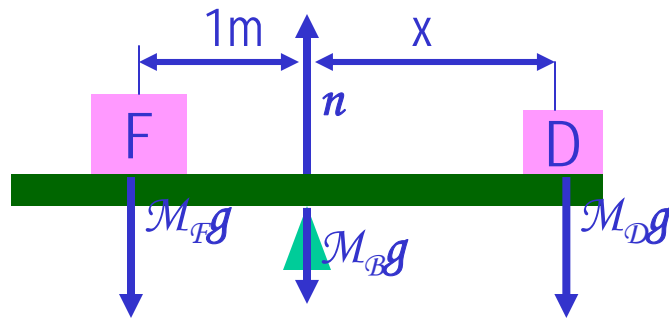
How do we solve equilibrium problems?

1. Identify all the forces and their directions and locations
2. Draw a free-body diagram with forces indicated on it
3. Write down force equation for each x and y component with proper signs
4. Select a rotational axis for torque calculations → Selecting the axis such that the torque of one of the unknown forces become 0 makes the problem easier to solve
5. Write down torque equation with proper signs
6. Solve the equations for unknown quantities



Example for Mechanical Equilibrium

A uniform 40.0 N board supports the father and the daughter each weighing 800 N and 350 N, respectively. If the support (or fulcrum) is under the center of gravity of the board, and the father is 1.00 m from CoG, what is the magnitude of the normal force n exerted on the board by the support?



Since there is no linear motion, this system is in its translational equilibrium

$$\sum F_x = 0$$

$$\sum F_y = n - M_B g - M_F g - M_D g = 0$$

Therefore the magnitude of the normal force $n = 40.0 + 800 + 350 = 1190\text{N}$

Determine where the child should sit to balance the system.

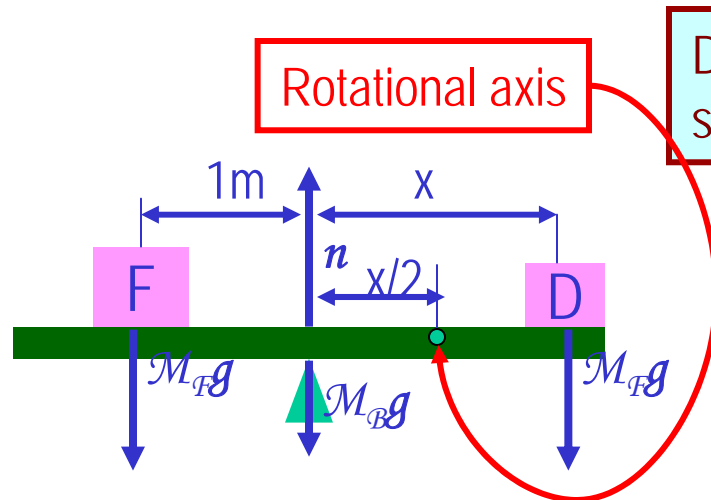
The net torque about the fulcrum by the three forces are

Therefore to balance the system the daughter must sit

$$\tau = M_B g \cdot 0 + n \cdot 0 + M_F g \cdot 1.00 - M_D g \cdot x = 0$$

$$x = \frac{M_F g}{M_D g} \cdot 1.00\text{m} = \frac{800}{350} \cdot 1.00\text{m} = 2.29\text{m}$$

Example for Mech. Equilibrium Cont'd



Determine the position of the child to balance the system for different position of axis of rotation.

The net torque about the axis of rotation by all the forces are

$$\tau = M_B g \cdot x/2 + M_F g \cdot (1.00 + x/2) - n \cdot x/2 - M_D g \cdot x/2 = 0$$

Since the normal force is $n = M_B g + M_F g + M_D g$

The net torque can be rewritten

$$\begin{aligned} \tau &= M_B g \cdot x/2 + M_F g \cdot (1.00 + x/2) \\ &\quad - (M_B g + M_F g + M_D g) \cdot x/2 - M_D g \cdot x/2 \\ &= M_F g \cdot 1.00 - M_D g \cdot x = 0 \end{aligned}$$

What do we learn?

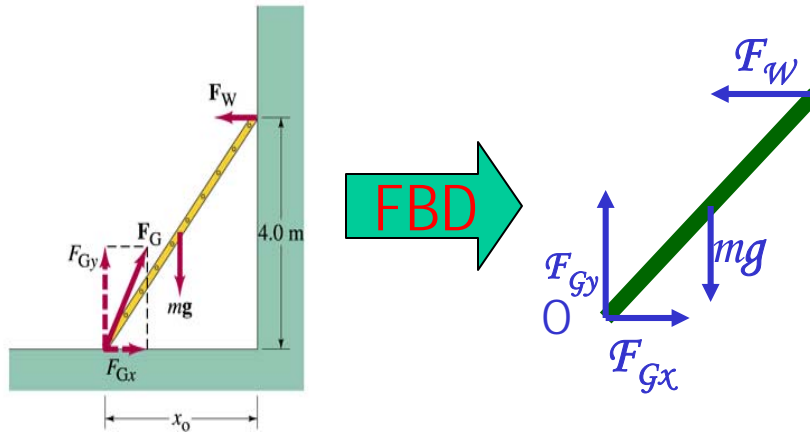
Therefore

$$x = \frac{M_F g}{M_D g} \cdot 1.00 \text{ m} = \frac{800}{350} \cdot 1.00 \text{ m} = 2.29 \text{ m}$$

No matter where the rotation axis is, net effect of the torque is identical.

Example 12 – 8

A 5.0 m long ladder leans against a wall at a point 4.0m above the ground. The ladder is uniform and has mass 12.0kg. Assuming the wall is frictionless (but ground is not), determine the forces exerted on the ladder by the ground and the wall.



First the translational equilibrium, using components

$$\sum F_x = F_{Gx} - F_W = 0$$

$$\sum F_y = -mg + F_{Gy} = 0$$

Thus, the y component of the force by the ground is

$$F_{Gy} = mg = 12.0 \times 9.8 N = 118 N$$

The length x_0 is, from Pythagorean theorem

$$x_0 = \sqrt{5.0^2 - 4.0^2} = 3.0 m$$

Example 12 – 8 cont'd

From the rotational equilibrium $\sum \tau_o = -mg x_0/2 + F_W 4.0 = 0$

Thus the force exerted on the ladder by the wall is

$$F_W = \frac{mg x_0/2}{4.0} = \frac{118 \cdot 1.5}{4.0} = 44 N$$

The x component of the force by the ground is

$$\sum F_x = F_{Gx} - F_W = 0 \quad \text{Solve for } F_{Gx} \quad F_{Gx} = F_W = 44 N$$

Thus the force exerted on the ladder by the ground is

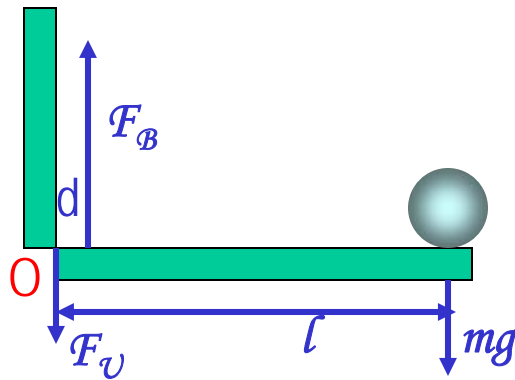
$$F_G = \sqrt{F_{Gx}^2 + F_{Gy}^2} = \sqrt{44^2 + 118^2} \approx 130 N$$

The angle between the ground force to the floor $\theta = \tan^{-1} \left(\frac{F_{Gy}}{F_{Gx}} \right) = \tan^{-1} \left(\frac{118}{44} \right) = 70^\circ$



Example for Mechanical Equilibrium

A person holds a 50.0N sphere in his hand. The forearm is horizontal. The biceps muscle is attached 3.00 cm from the joint, and the sphere is 35.0cm from the joint. Find the upward force exerted by the biceps on the forearm and the downward force exerted by the upper arm on the forearm and acting at the joint. Neglect the weight of forearm.



Since the system is in equilibrium, from the translational equilibrium condition

$$\sum F_x = 0$$

$$\sum F_y = F_B - F_U - mg = 0$$

From the rotational equilibrium condition $\sum \tau = F_U \cdot 0 + F_B \cdot d - mg \cdot l = 0$

Thus, the force exerted by the biceps muscle is

$$F_B \cdot d = mg \cdot l$$

$$F_B = \frac{mg \cdot l}{d} = \frac{50.0 \times 35.0}{3.00} = 583 \text{ N}$$

Force exerted by the upper arm is

$$F_U = F_B - mg = 583 - 50.0 = 533 \text{ N}$$

Elastic Properties of Solids

We have been assuming that the objects do not change their shapes when external forces are exerting on it. Is this realistic?

No. In reality, the objects get deformed as external forces act on it, though the internal forces resist the deformation as it takes place.

Deformation of solids can be understood in terms of Stress and Strain

Stress: A quantity proportional to the force causing the deformation.

Strain: Measure of the degree of deformation

It is empirically known that for small stresses, strain is proportional to stress

The constants of proportionality are called Elastic Modulus $\text{Elastic Modulus} \equiv \frac{\text{stress}}{\text{strain}}$

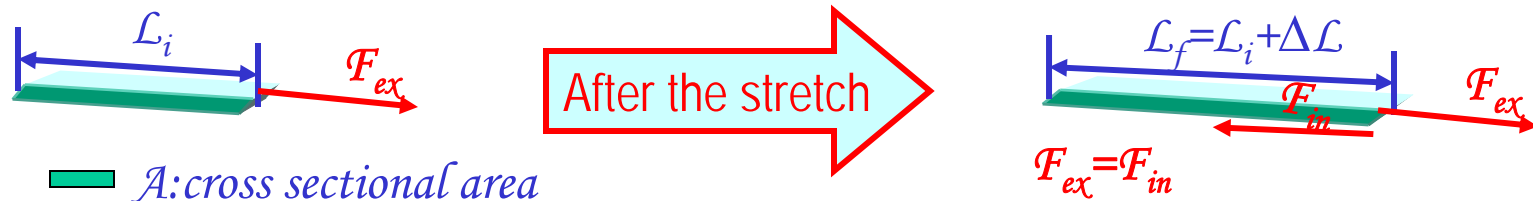
Three types of
Elastic Modulus

1. **Young's modulus:** Measure of the elasticity in length
2. **Shear modulus:** Measure of the elasticity in plane
3. **Bulk modulus:** Measure of the elasticity in volume



Young's Modulus

Let's consider a long bar with cross sectional area A and initial length \mathcal{L}_i .



Tensile stress Tensile Stress $\equiv \frac{F_{ex}}{A}$ Tensile strain Tensile Strain $\equiv \frac{\Delta L}{L_i}$

Young's Modulus is defined as

$$Y \equiv \frac{\text{Tensile Stress}}{\text{Tensile Strain}} = \frac{F_{ex}/A}{\Delta L/L_i}$$

Used to characterize a rod or wire stressed under tension or compression

What is the unit of Young's Modulus? Force per unit area

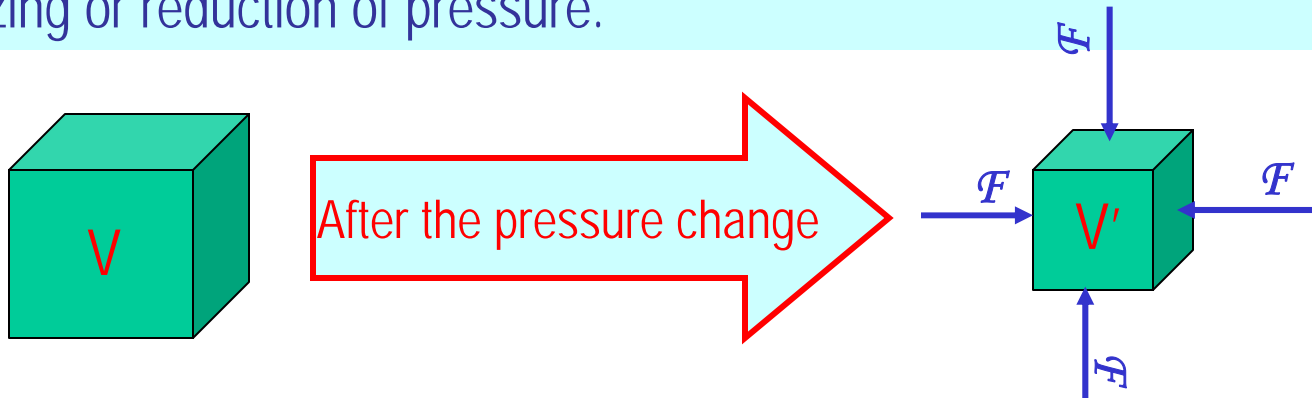
Experimental Observations

1. For fixed external force, the change in length is proportional to the original length
2. The necessary force to produce a given strain is proportional to the cross sectional area

Elastic limit: Maximum stress that can be applied to the substance before it becomes permanently deformed

Bulk Modulus

Bulk Modulus characterizes the response of a substance to uniform squeezing or reduction of pressure.



Volume stress
= pressure

$$\text{Pressure} \equiv \frac{\text{Normal Force}}{\text{Surface Area the force applies}} = \frac{F}{A}$$

If the pressure on an object changes by $\Delta P = \Delta F/A$, the object will undergo a volume change ΔV .

Bulk Modulus is
defined as

$$B \equiv \frac{\text{Volume Stress}}{\text{Volume Strain}} = - \frac{\Delta F / A}{\Delta V / V_i} = - \frac{\Delta P}{\Delta V / V_i}$$

Because the change of volume is
reverse to change of pressure.

Compressibility is the reciprocal of Bulk Modulus

Example for Solid's Elastic Property

A solid brass sphere is initially under normal atmospheric pressure of $1.0 \times 10^5 \text{ N/m}^2$. The sphere is lowered into the ocean to a depth at which the pressure is $2.0 \times 10^7 \text{ N/m}^2$. The volume of the sphere in air is 0.5 m^3 . By how much its volume change once the sphere is submerged?

Since bulk modulus is $B = -\frac{\Delta P}{\Delta V / V_i}$

The amount of volume change is $\Delta V = -\frac{\Delta P V_i}{B}$

From table 12.1, bulk modulus of brass is $6.1 \times 10^{10} \text{ N/m}^2$

The pressure change ΔP is $\Delta P = P_f - P_i = 2.0 \times 10^7 - 1.0 \times 10^5 \approx 2.0 \times 10^7$

Therefore the resulting volume change ΔV is $\Delta V = V_f - V_i = -\frac{2.0 \times 10^7 \times 0.5}{6.1 \times 10^{10}} = -1.6 \times 10^{-4} \text{ m}^3$

The volume has decreased.



Density and Specific Gravity

Density, ρ (rho), of an object is defined as mass per unit volume

$$\rho \equiv \frac{M}{V}$$

Unit?	kg / m^3
Dimension?	$[ML^{-3}]$

Specific Gravity of a substance is defined as the ratio of the density of the substance to that of water at 4.0 °C ($\rho_{H_2O}=1.00g/cm^3$).

$$SG \equiv \frac{\rho_{\text{substance}}}{\rho_{H_2O}}$$

Unit?	None
Dimension?	None

What do you think would happen of a substance in the water dependent on SG?

$SG > 1$	Sink in the water
$SG < 1$	Float on the surface



Fluid and Pressure

What are the three states of matter?

Solid, Liquid, and Gas

How do you distinguish them?

Using the time it takes for a particular substance to change its shape in reaction to external forces.

What is a fluid?

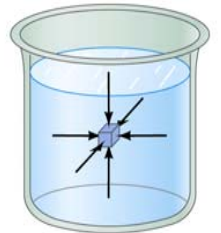
A collection of molecules that are randomly arranged and loosely bound by forces between them or by the external container.

We will first learn about mechanics of fluid at rest, *fluid statics*.

In what ways do you think fluid exerts stress on the object submerged in it?

Fluid cannot exert shearing or tensile stress. Thus, the only force the fluid exerts on an object immersed in it is the forces perpendicular to the surfaces of the object. This force by the fluid on an object usually is expressed in the form of the force on a unit area at the given depth, the pressure, defined as

$$P \equiv \frac{F}{A}$$



Expression of pressure for an infinitesimal area dA by the force dF is

$$P = \frac{dF}{dA}$$

Note that pressure is a scalar quantity because it's the magnitude of the force on a surface area A .

What is the unit and dimension of pressure?

Unit: N/m^2

Dim.: $[M][L^{-1}][T^{-2}]$

Special SI unit for pressure is Pascal

$$1Pa \equiv 1N / m^2$$

Wednesday, June 27, 2007



PHYS 1443-001, Summer 2007

Dr. Jaehoon Yu

17

Example for Pressure

The mattress of a water bed is 2.00m long by 2.00m wide and 30.0cm deep. a) Find the weight of the water in the mattress.

The volume density of water at the normal condition (0°C and 1 atm) is 1000kg/m³. So the total mass of the water in the mattress is

$$m = \rho_w V_M = 1000 \times 2.00 \times 2.00 \times 0.300 = 1.20 \times 10^3 \text{ kg}$$

Therefore the weight of the water in the mattress is

$$W = mg = 1.20 \times 10^3 \times 9.8 = 1.18 \times 10^4 \text{ N}$$

b) Find the pressure exerted by the water on the floor when the bed rests in its normal position, assuming the entire lower surface of the mattress makes contact with the floor.

Since the surface area of the mattress is 4.00 m², the pressure exerted on the floor is

$$P = \frac{F}{A} = \frac{mg}{A} = \frac{1.18 \times 10^4}{4.00} = 2.95 \times 10^3$$

